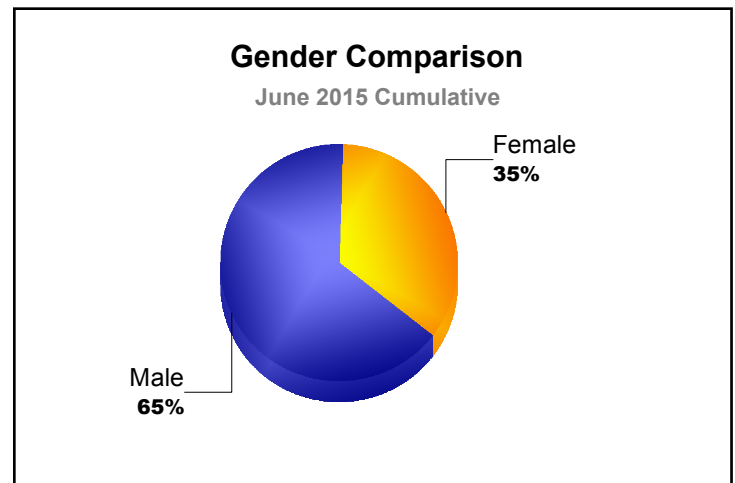
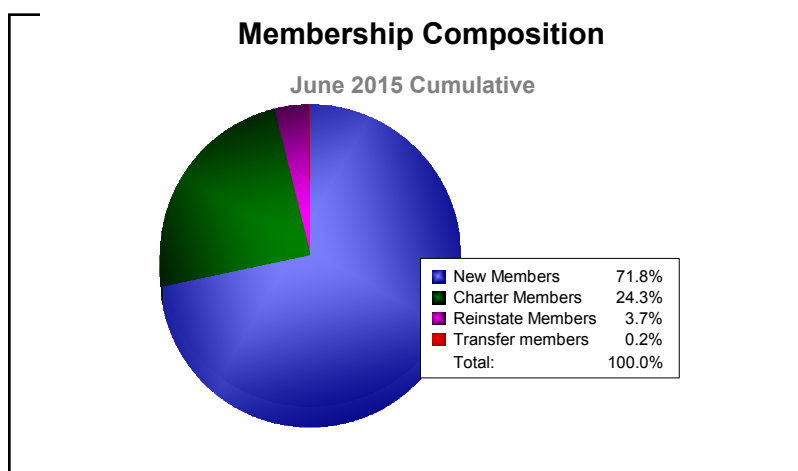
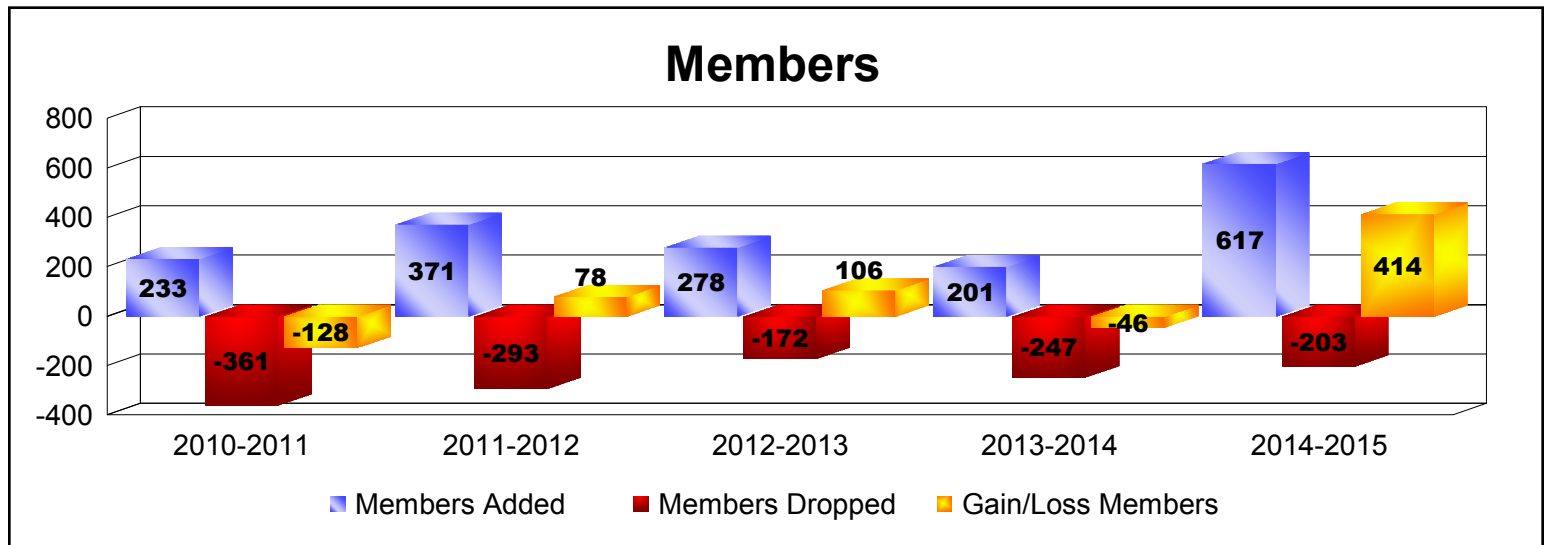
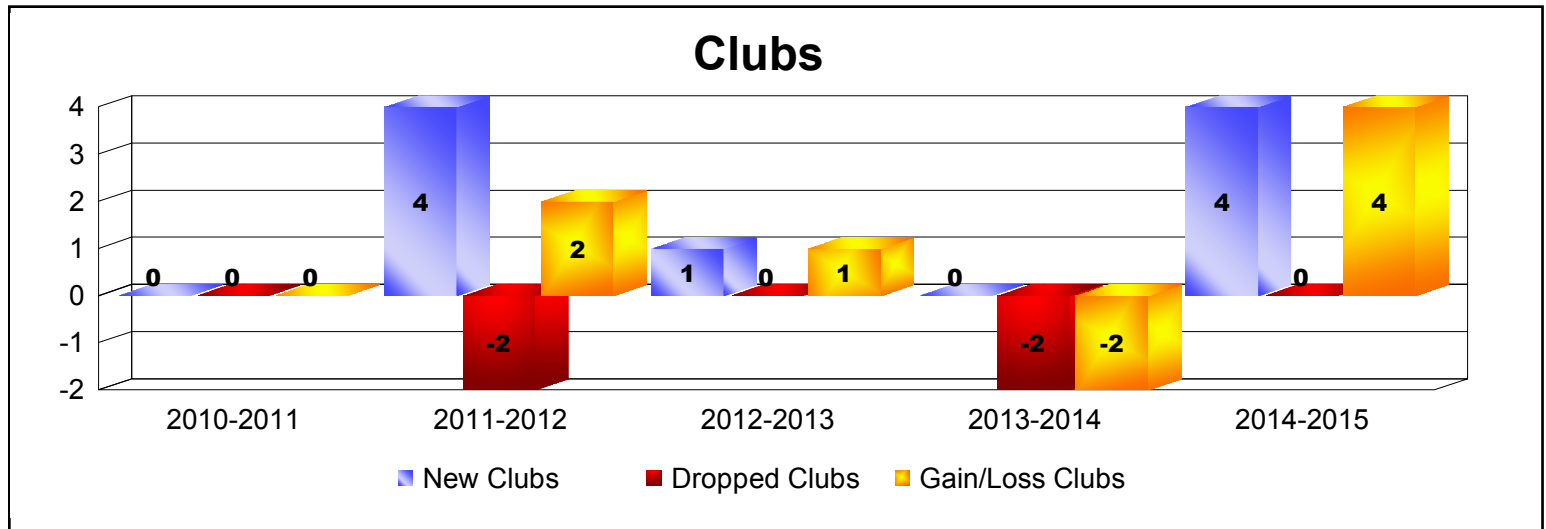


Year	New Clubs	Dropped Clubs	Gain/ Loss Clubs	New Members	Charter Members	Reinstate Members	Transfer Members	Total Member Added	Total Members Dropped	Gain/ Loss Members
2010-2011	0	0	0	164	0	57	12	233	-361	-128
2011-2012	4	-2	2	183	109	73	6	371	-293	78
2012-2013	1	0	1	240	20	7	11	278	-172	106
2013-2014	0	-2	-2	152	18	23	8	201	-247	-46
2014-2015	4	0	4	443	150	23	1	617	-203	414
Average	2	-1	1	236	59	37	8	340	-255	85



Year	New Clubs	Dropped Clubs	Gain/ Loss Clubs	New Members	Charter Members	Reinstate Members	Transfer Members	Total Member Added	Total Members Dropped	Gain/ Loss Members
2010-2011	0	0	0	2	0	1	0	3	-4	-1
2011-2012	0	0	0	6	0	0	1	7	-3	4
2012-2013	0	0	0	2	0	1	0	3	-5	-2
2013-2014	0	0	0	0	0	0	0	0	-1	-1
2014-2015	0	0	0	6	0	2	0	8	-6	2
Average	0	0	0	3	0	1	0	4	-4	0

